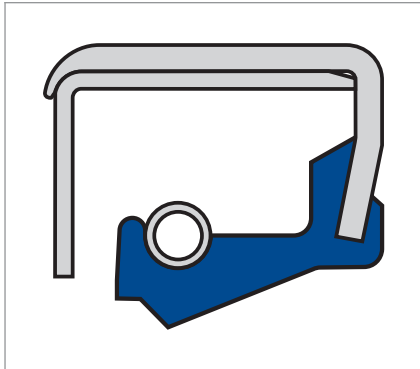
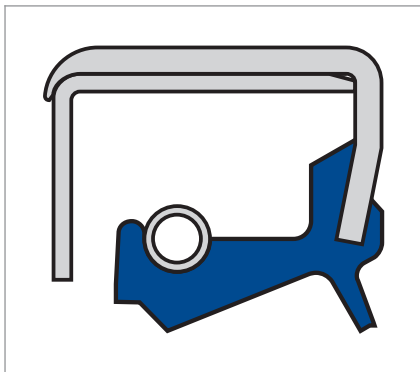


## SIMMERRING B2.../SL

Simmerring B2FUD, B2FUDSL, B2U, B2USL, B2, B2SL



Simmerring B2FUD



Simmerring B2FUDSL

### PRODUCT DESCRIPTION

Standard types with reinforced outer metal sleeve for easy fitting. With or without dust lip (SL) to protect against exterior soiling.

### PRODUCT ADVANTAGES

- Broad range of applications in every sector of industry
- For larger dimensions and with rough fitting in the locating bore (Note: limited static sealing on the outer casing for low viscosity and gaseous media)
- Additional dust lip as additional seal against moderate to medium dust and dirt ingress (B2...SL) (Note: can lead to temperature increase from frictional heat)

### PRODUCT PROPERTIES

- Outer casing: metal, machined
- Metal insert
- Spring-loaded sealing lip
- Additional dust lip (B2...SL)
- Sealing lip profile, sealing lip machined on the front face
- Sealing lip profile, finished sealing lip (B2FUD/B2FUDSL).

### APPLICATION

- Heavy industry (cranes, calendar roll gearboxes)

### MATERIAL

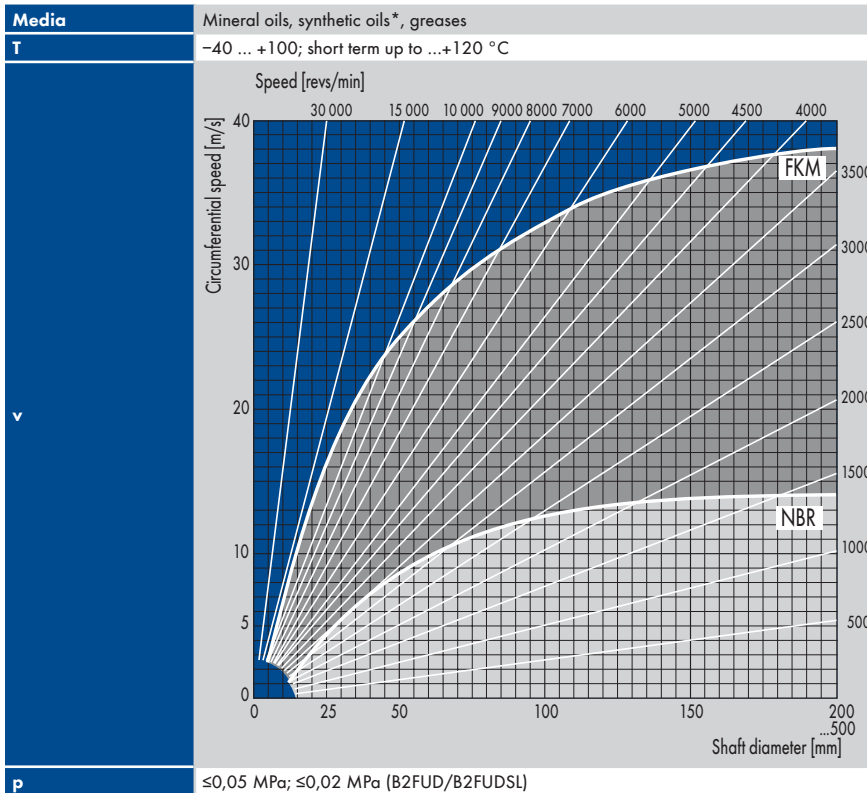
Material	Acrylonitrile-butadiene rubber
Code	72 NBR 902
Colour	Blue
Hardness	72 Shore A

75 FKM 585 and 75 FKM 595 on enquiry.

### Components

Metal insert	Unalloyed steel DIN 1624
Spring	Spring steel DIN 17223
Metal housing	Unalloyed steel DIN 1624

## OPERATING CONDITIONS



Permissible circumferential speed for Simmerrings made from the materials NBR (72 NBR 902) and FKM (75 FKM 585) for the sealing of motor oil SAE 20. Use Simmerring with SL (dust lip): v = max. 8 m/s.

\* With synthetic oils (polyalkylene glycols/polyalphaolefins, → Technical Manual synthetic lubricants) it is to be noted that the maximum operating temperature of 80 °C must not be exceeded.

Max. permissible values depend on the other operating conditions.

## FITTING & INSTALLATION

Careful fitting according to DIN 3760 is a prerequisite for the correct function of the seal → Technical Manual.

### Shaft

<b>Tolerance</b>	ISO h 11
<b>Runout</b>	IT 8
<b>Roughness</b>	$R_a = 0,2 \dots 0,8 \mu\text{m}$
	$R_z = 1,0 \dots 5,0 \mu\text{m}$
	$R_{max} \leq 6,3 \mu\text{m}$
<b>Hardness</b>	45... 60 HRC
<b>Finish</b>	No lead; preferably plunge ground

### Housing bore

<b>Tolerance</b>	ISO H8
<b>Roughness metal outer surface OD</b>	$R_z = 6,3 \dots 16 \mu\text{m}$

### Range of dimensions for shafts-Ø d1

<b>Simmerring B2...</b>	10 ... 750 mm
<b>Simmerring B2...SL</b>	25 ... 185 mm